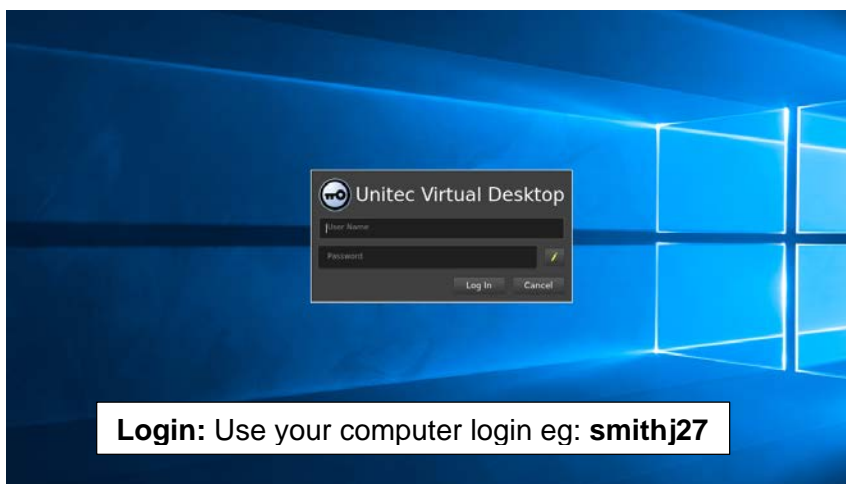


Student Information

How to use the new Unitec Virtual Desktop

New virtual desktop workstation login screen:

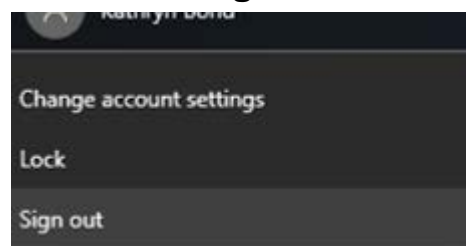


Logoff

Click on the Start button.

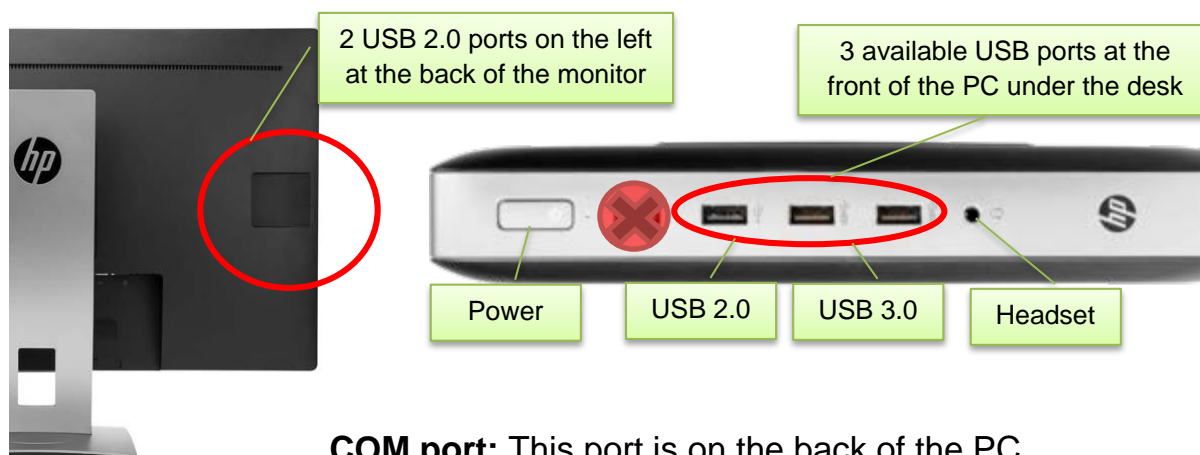


Click on your name at the top then select **Sign out**



USB Ports

These workstations have no local disk storage to use, use your Unitec [OneDrive](#) (click for more information) or one of the USB drives for your personal data as shown in the pictures below.



COM port: This port is on the back of the PC.

If the device is not working: Check the monitor is turned ON and if the PC which is mounted under the desk is ON (Power button is lit).

Still need Help?, Visit the IMS Help Desk at Student Central in Te Puna or phone 0800 ASK IMS (0800 275 467).