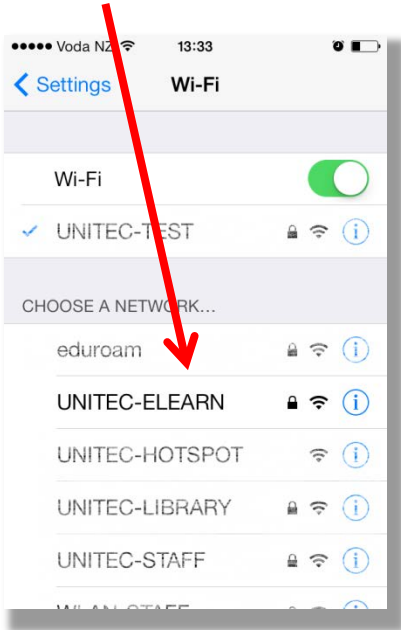
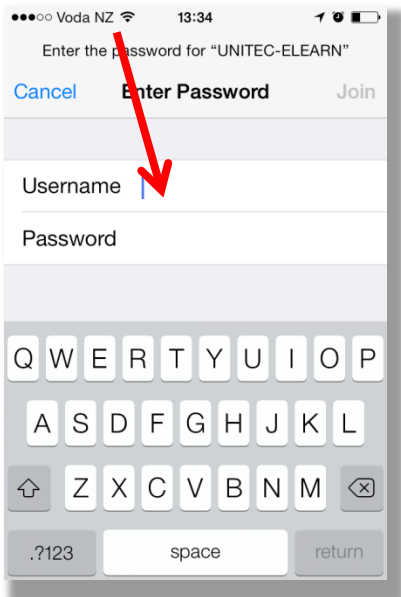


Connecting to UNITEC-ELEARN Wi-Fi Network With Iphones

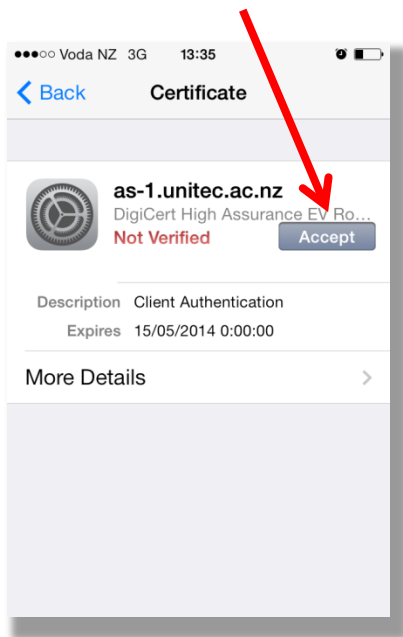
1. Tap **Settings > Wi-Fi**.
2. When Wi-Fi is on, your device will automatically search for available Wi-Fi networks.
3. Tap UNITEC-ELEARN from the list of networks



4. You will be prompted to Enter Password: Enter Your **Unitec Username and Password** then tap **JOIN**



5. The following warning will display, Tap **Accept**



6. When your device is connected to UNITEC-ELEARN, a tick will appear to the left to confirm you are connected.

